

# Student Achievement Plan: Superior-Greenstone DSB

**2022-2023 Academic Year**

**2021-2022 Academic Year**

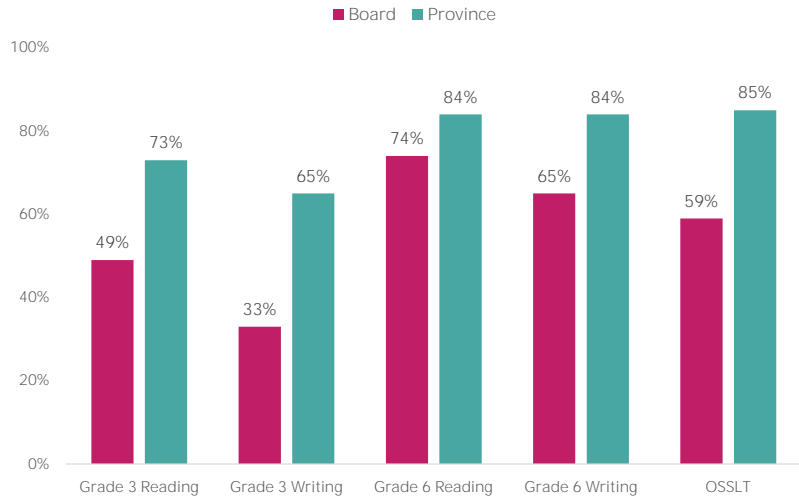
## Achievement of Learning Outcomes in Core Academic Skills

## Preparation of Students for Future Success

## Student Engagement & Well-Being

; cU'. 'a d'fcj Y'ghi XYb'hg 'hYfUWm'YUfb]b[ 'UbX'UW]Yj Ya Ybh

Measure: % of student who met or exceeded the provincial standard on EQAO Assessments for Grade 3/6 Reading and Writing and % of first time eligible students who were successful on the OSSLT/TPCL.

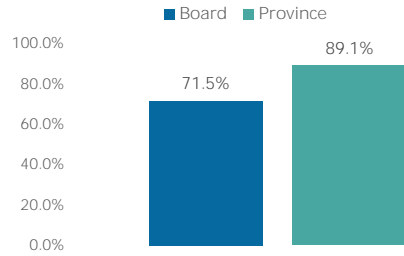


; cU'. 'a d'fcj Y'ghi XYb'hg 'a Uh\ 'YUfb]b[ 'UbX'UW]Yj Ya Ybh

Measure: % of students who met or exceeded the provincial standard on EQAO Assessments for Grade 3/6/9 Math

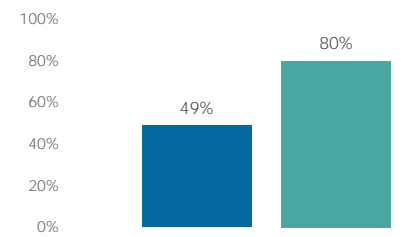
; cU'. 'a d'fcj Y'ghi XYb'hg [ 'fUXi Uh]cb 'fUHg'UbX'dfYd'UfYXbYgg'Zcf'Zi hi fY'gi WWgg

Measure: % of students graduating with an OSSD within five years of starting Grade 9

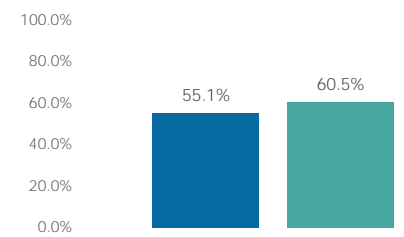


Includes students who began Grade 9 in 2017-2018 and tracks their progress until 2021-2022.

Measure: % of students who earn 16 or more credits by the end of Grade 10



Measure: % of students enrolled in at least one Grade 12 math or Grade 11 or 12 science courses

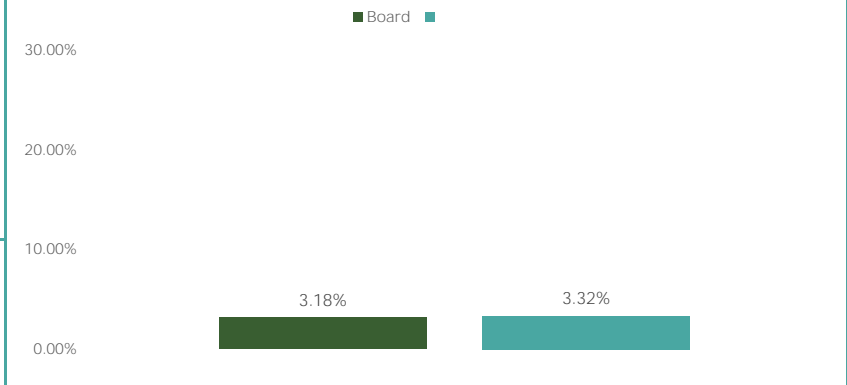


Measure: % of students participating in at least one job skills program (Specialist High Skills Major, Dual Credits or Ontario Youth Apprenticeship Program)

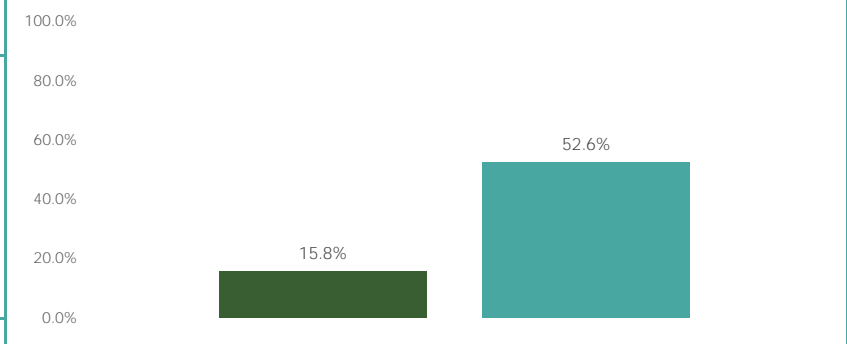
Measure: % of students who believe their learning has prepared them for the next step in their learning experience (i.e. next grade, post secondary, etc)

; cU'. 'a d'fcj Y'ghi XYb'hg 'dUfh]WjdUh]cb ]b WUgg'h]a Y'UbX''YUfb]b[

Measure: % of students in Grades 4-12 who were suspended at least once



Measure: % of students in Grades 1-8 whose individual attendance rate is equal to or greater than 90 percent



Goal: Improve student well-being

Measure: % of Grade 6, 9 and 10 students who report being aware of mental health supports and services in order to seek supports for mental health

### Achievement of Learning Outcomes in Core Academic Skills, 2022-2023

Grade 3 EQAO Reading  
 Grade 3 EQAO Writing  
 Grade 6 EQAO Reading  
 Grade 6 EQAO Writing

Grade 3 EQAO Math  
 Grade 6 EQAO Math  
 Grade 9 EQAO Math

54%

### Preparation of Students for Future Success, 2021-2022

% of students who earn 16 or more credits by the end of Grade 10	49%	
% of students participating in at least one job skills program (Specialist High Skills Major, Dual Credits or Ontario Youth Apprenticeship Program)	39%	21%
% of students graduating with an OSSD within five years of starting Grade 9	71.5%	89.1%
% of students enrolled in at least one Grade 12 math or Grade 11 or 12 science courses	55.1%	60.5%
% of students who believe their learning has prepared them for the next step in their learning experience (i.e. next grade, post secondary, etc)	Forthcoming	Forthcoming

### Student Engagement & Well-Being, 2021-2022

% of students in Grades 1-8 whose individual attendance rate is equal to or greater than 90 percent	15.8%	52.6%
% of students in Grades 4-12 who were suspended at least once	3.18%	3.32%
% of Grade 6, 9 and 10 students who report being aware of mental health supports and services in order to seek supports for mental health	Forthcoming	Forthcoming